

# PERRIS UNION HIGH SCHOOL DISTRICT COLLEGE KICKOFF



9<sup>th</sup> GRADE WORKSHOP



# KICKOFF DAY AGENDA

## BLOCK 1 7:45-8:58

- SHARE OUT: WHY IS COLLEGE IMPORTANT
- PRE-SURVEY
- GETTING STARTED, INTRO VIDEO, CALIFORNIA COLLEGE WEBSITE
- CREATE A PROFILE

## BLOCK 2 9:09-10:17

- CAREER PLANNING
- CAREER FACTS

## BLOCK 3 10:28-11:36

- COLLEGE PLANNING
- 4 YEAR PLAN HANDOUT

## LUNCH 11:36-12:16

## BLOCK 4 12:22-1:30

- ONLINE SEARCH/ CAREER OR COLLEGE
- POST-SURVEY TEST
- THE SKITTLES SHAREOUT

THE  
AGENDA

# KICKOFF SCHEDULE

Wed	Start	End	Duration
Block 1	7:45a	8:58a	73
Nutrition	8:58a	9:03a	5
Pass	9:03a	9:09a	6
Block 2	9:09a	10:17a	68
Nutrition	10:17a	10:22a	5
Pass	10:22a	10:28a	6
Block 3	10:28a	11:36a	68
Pass	11:36a	11:42a	6
Block 4	11:42a	12:50p	68
2nd Lunch	12:50p	1:30p	40
1st Lunch	11:36a	12:16p	40
Pass	12:16p	12:22p	6
Block 4	12:22p	1:30p	68
Common Prep	1:30p	3:10p	100

Lunch Break



# ROOM ASSIGNMENTS

TEACHER	ROOM
Almendarez	1201
Ernst	1205
Macias	1206
Noble/Lyman	1203
Peacock	1208
Perez, B	1209
Vasquez	1207
Henderson	1210
Mesa	1215
Pena	1202
Hays	1103
Ibekwe	1112
Shoenfelder	1214
Lyman	1203
McDonagh	1216
Cauchon	1106

# QUESTIONNAIRE

## WHAT DO YOU KNOW ABOUT COLLEGE???

- PRE-TEST LINK
- <https://goo.gl/rTz6y9>

Page 1 of 1

### Freshman Pre-Test October 14th College Kick Off

Form Description

Last Name\*

Frist Name\*


Student ID\*




# STEP 1

- 1. **Step one** – Get all students to watch the [three-minute overview video](#) on the [www.californiacolleges.edu](http://www.californiacolleges.edu)
- This link is easy to find next to resources. Or paste in this site [https://www.youtube.com/watch?v=q2OELc\\_KuI4](https://www.youtube.com/watch?v=q2OELc_KuI4)

Everything you need to know about two year or four year degrees.



- > Transfer requirements for the CSU
- > Transfer requirements for the UC
- > Earn a certificate or degree
- > Get financial aid to pay for college



**Discover How To...**

- Get a CalGrant for Community College
- Explore the California Community
- Select a Major
- Find Out What a Community College Degree

**Resources**

- > Career Planning
- > High School Planning
- > College Planning
- > Your Profile
- > Your Journal
- > Your Planning Milestones
- > Full Portfolio
- > An Introduction to CaliforniaColleges.edu
- > College Matching Assistant
- > Explore Programs & Majors
- > Scholarships
- > Link Your Interests to Careers
- > Explore Career Options
- > ASSIST.org
- > Resources for Educators!

# STEP 2

- 2. After the Video have all of the student create a **PROFILE** on the **HOME PAGE**. Highlight the importance of the **passwords and logins**. Teaching them to save this important information in a safe place.
- Login should be
- **First.last and ID#**
- Example lee.alfred654321

**CALIFORNIA COLLEGES.**  
The Official Source for College & Career Planning in Ca

Lee Alfred | Sign Out | Talk to Us | Need Help?

> Home > Career Planning > Off To Work > College Planning > Financial Aid Planning > Your Portfolio

**Community College Students**  
Everything you need to know about two year or four year degrees.

- > Transfer requirements for the CSU
- > Transfer requirements for the UC
- > Earn a certificate or degree
- > Get financial aid to pay for college

**Your Portfolio**

- > Career Planning
- > High School Planning
- > College Planning
- > Your Profile
- > Your Journal
- > Your Planning Milestones
- > Full Portfolio

**Resources**

- > An Introduction to CaliforniaColleges.edu
- > College Matching Assistant
- > Explore Programs & Majors
- > Scholarships
- > Link Your Interests to Careers
- > Explore Career Options
- > ASSIST.org
- > Resources for Educators!





**Discover How To...**

- Get a CalGrant for Community
- Explore the California Community
- Select a Major
- Find Out What a Community College Degree

# STEP 3

- 3. Career Planning- Once the Profile is created, student are to **start** on the top of the site at **High School Students** – Click on >>>>**Career Planning**- Click on>>> **Learn About Yourself**.
- Have the students do the **Interest Profiler** and the **Career Cluster** (The top 2). Let the students answer questions, which will help them find the best career for their personality.
- Once they have found- **Matching Careers**>>> The students will be able to view the career, education level, annual salary, and the % matched to their personality.



<p><b>Interest Profiler</b></p> <p>Figure out what interests you have and match them to careers.</p> <p>Duration:  10-20 minutes</p> <p>&gt; Interest Profiler</p>	<p><b>Work Values Sorter</b></p> <p>Find your work values and match them to career options.</p> <p>Duration:  5-15 minutes</p> <p>&gt; Work Values Sorter</p>
<p><b>Basic Skills Survey</b></p> <p>Find out what careers require your basic skills.</p> <p>Duration:  10-15 minutes</p> <p>&gt; Basic Skills Survey</p>	<p><b>Transferable Skills Checklist</b></p> <p>See how the skills you've learned can lead to new opportunities.</p> <p>Duration:  30 minutes</p> <p>&gt; Transferable Skills Checklist</p>
<p><b>Career Cluster Survey</b></p> <p>Find out which career cluster is right for you with this quick survey.</p> <p>Duration:  15-25 minutes</p> <p>&gt; Career Cluster Survey</p>	<p><b>The Career Key</b></p> <p>Discover your career interest areas in a few quick steps.</p> <p>Duration:  10-15 minutes</p> <p>&gt; The Career Key</p>



# STEP 4

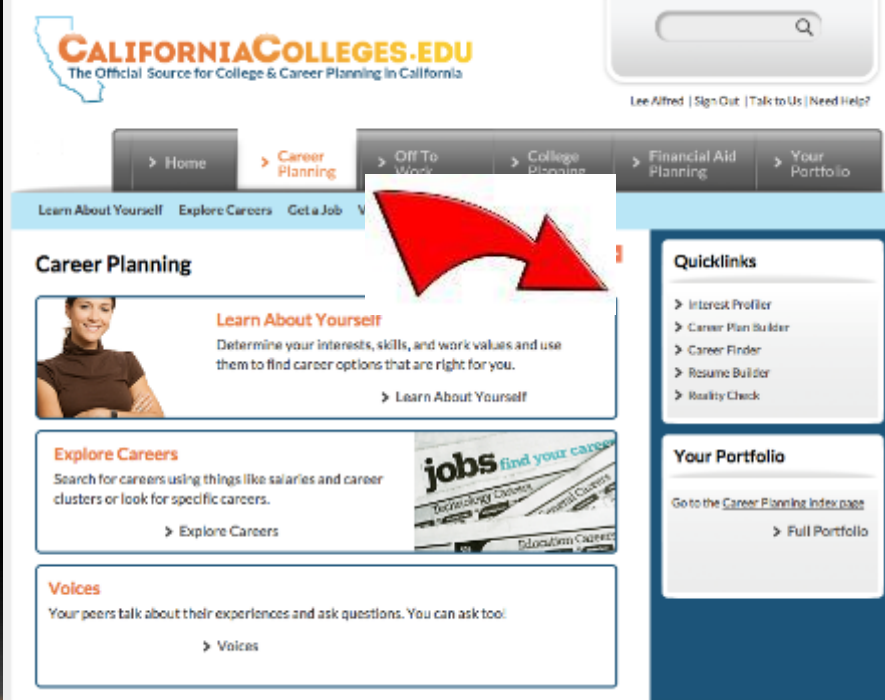
- 4. When the student selects Career Facts, they have an option to watch a **short video** on that career.
- -All students will select one career and one college that they will be researching.



# STEP 5

- 5. College planning- the students can start with researching the admission requirements for UC, Cal States, Privates, and Community Colleges.
- Then they will Click on- **Quick Links>>> College Matching Assistant.**
- Here is where the student will load the major as required for the career they selected.

- [At a Glance](#)
- [Admissions](#)
- [Academics](#)
- [Costs & Financial Aid](#)
- [Student Life](#)
- [Transfer Students](#)
- [International Students](#)
- [Learning Disabled](#)
- [Campus Movies](#)



The screenshot displays the homepage of CaliforniaColleges.edu, which is the official source for college and career planning in California. The site features a navigation menu with options like Home, Career Planning, Off To Work, College Planning, Financial Aid Planning, and Your Portfolio. The main content area is titled 'Career Planning' and includes three primary sections: 'Learn About Yourself' (with a sub-link 'Learn About Yourself'), 'Explore Careers' (with a sub-link 'Explore Careers'), and 'Voices' (with a sub-link 'Voices'). A red arrow points to the 'Learn About Yourself' link. On the right side, there are two sidebars: 'Quicklinks' with links to Interest Profiler, Career Plan Builder, Career Finder, Resume Builder, and Reality Check; and 'Your Portfolio' with a link to the Career Planning Index page and a 'Full Portfolio' link.


# STEP 6

- 6. The Student will then be filling out a 4 year plan with their teacher. This will also be a paper handout that can be collected by the counselor or foundations teacher to help show a road map to college.

4-year Heritage High School Course Plan (Legacy Plan)							
Student Name: Timothy Poseley		ID: 12345678		Freshman Foundations Teacher:			
Date: 8/21/2016		Counselor: Mr. Washburn <ben.washburn@puhsd.org>		Mr. Poseley <timothy.poseley@puhsd.org>			
You will be creating a 4 year plan. This plan will be for you to follow in order to "Build your Legacy" and be on the path to college.							
Please keep in mind the following requirements:							
High School Graduation Requirements:							
4 years of English		3 years of Mathematics*		3 years of Science*		3.5 years of History	
2 years of Physical Education		1 year of Fine Art		1 year of Foreign Language		55 Credits of Elective	
A-G Requirements:							
A) History - 2 years		B) English - 4 years		C) Mathematics - 3 years (4 recommended)			
D) Laboratory Sciences - 2 years (3 Recommended)				E) Foreign Language - 2 years (3 recommended)			
F) Visual and Performing Arts - 1 year				G) College Prep Elective - 1 year			
9th Grade				10th Grade (Take the PSAT)			
Semester 1		Semester 2		Semester 1		Semester 2	
Course Name	Credits	Course Name	Credits	Course Name	Credits	Course Name	Credits
AG Chemistry	5	CTE CSI- Online	5	Advanced Floral	5	Advanced Floral	5
Ag. Earth and Physical Sci	5	CTE Auto Tech	5	Advanced Floral	5	AG Chemistry	5
Algebra 2/Trig	5	P.E 9	5	Adv. English 1	5	Adv. English 2	5
Algebra Strategies	5	Study Hall (Case Carrier)	5	Adv. English 2	5	Advanced Floral	5
Adv. English 1	5	World History	5	Advanced Floral	5	Algebra 2/Trig	5
AP European History	5	Symphonic Winds	5	AG Economics	5	Ag. Biology	5
AG Economics	5	English 3	5	AG Chemistry	5	Ag. Biology	5
		Chemistry		Adv. English 2			
11th Grade (Take the SAT and SAT)				12th Grade (Apply by November and Fill out FASFA)			
Semester 1		Semester 2		Semester 1		Semester 2	
Course Name	Credits	Course Name	Credits	Course Name	Credits	Course Name	Credits
AG Economics	5	Advanced Floral	5	Advanced Floral	5	AG Government	5
AG Economics	5	Algebra Strategies	5	**Blank**	5	Algebra Strategies	5
AG Economics	5	Ag. Biology	5	Ag. Earth and Physical Sci	5	Ag. Biology	5
AG Government	5	Advanced Floral	5	Advanced Floral	5	Peer Tutor	5
AP Art History	5	AG Chemistry	5	Advanced Floral	5	Ag. Earth and Physical Sci	5
AP Biology	5	AG Government	5	Advanced Floral	5	AG Economics	5
Ag. Earth and Physical Sci	5	Ag. Biology	5	Advanced Floral	5	Algebra 2/Trig	5
				Adv. English 2			

# POST-TEST TIME

- POST-TEST LINK: <https://goo.gl/6112Zg>



*Questionnaire*

# SHARE OUT

- Get the students to group by their career cluster (3 to 5 per group) where students will present the **SKITTLES SHARE OUT**.



- **RED** – SHARE YOUR HIGH SCHOOL 4 YEAR PLAN
- **GREEN** - WHAT COLLEGE OR CAREER ARE YOU PREPARING FOR AFTER HIGH SCHOOL?
- **YELLOW** – HOW DO YOU PLAN TO PAY FOR COLLEGE?
- **ORANGE** – WHAT DID YOU LEARN ABOUT A MEMBER IN YOUR GROUP TODAY?
- **PURPLE** – WHAT DID YOU FIND MOST USEFUL ON THE WEBSITE?

# RAFFLE TIME!!!!

All students who complete the following will receive a ticket to enter the College Kickoff raffle.

- Sign-up on the California Colleges website
- PRE-TEST
- Complete the profile page
- Complete the 4 year plan
- POST-TEST

